


ILB - ILT



Manual de Instrucciones

Instructions Manual

Manuel d'instructions

Anweisungshandbuch

Gebruiksaanwijzing

Manual de instruções

Manuale di istruzioni

Mávod k obsluze

Bruksanvisning

Instruktions håndbog

Instrukcja obsługi

Instrukcijų gidas

Εγχειρίδιο Χρήσης

Руководство по эксплуатации

Інструкція з експлуатації

Приручник са упутствима

دليل الإرشادات المختصر

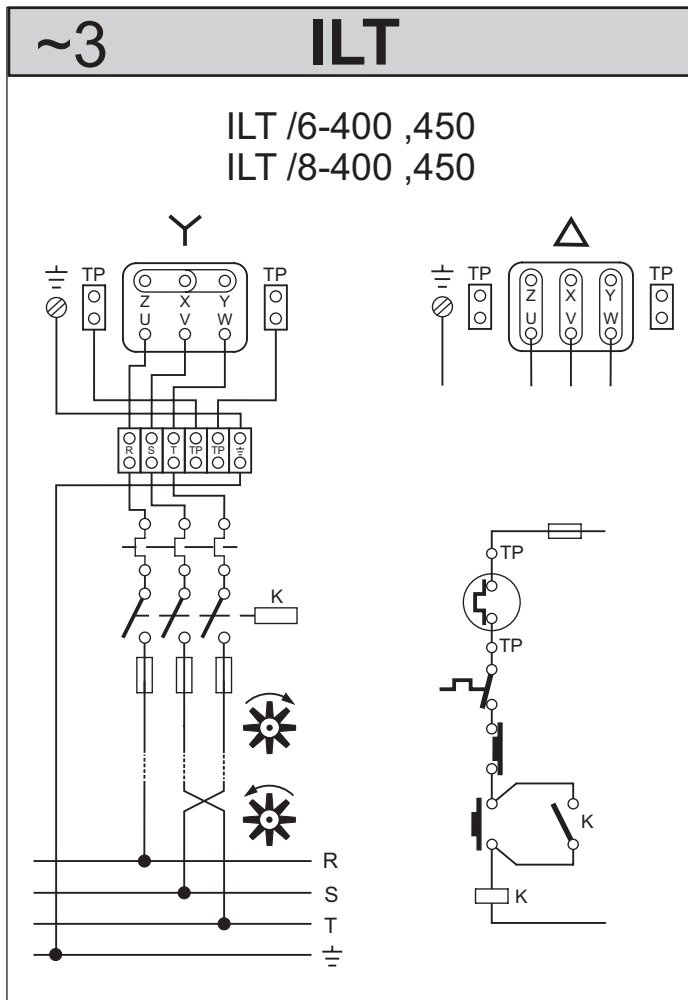
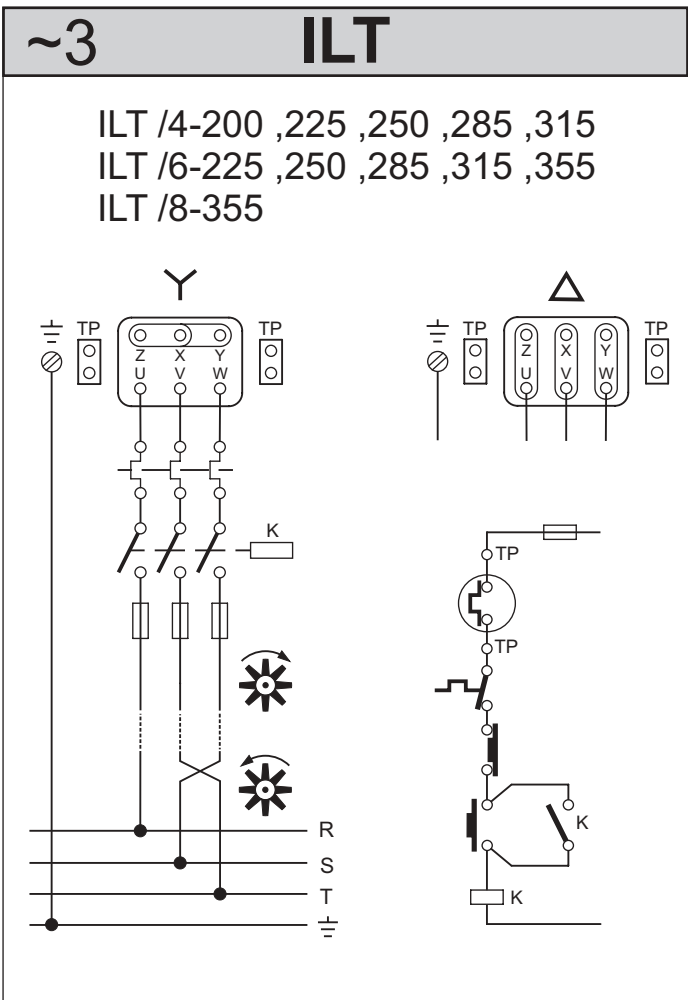
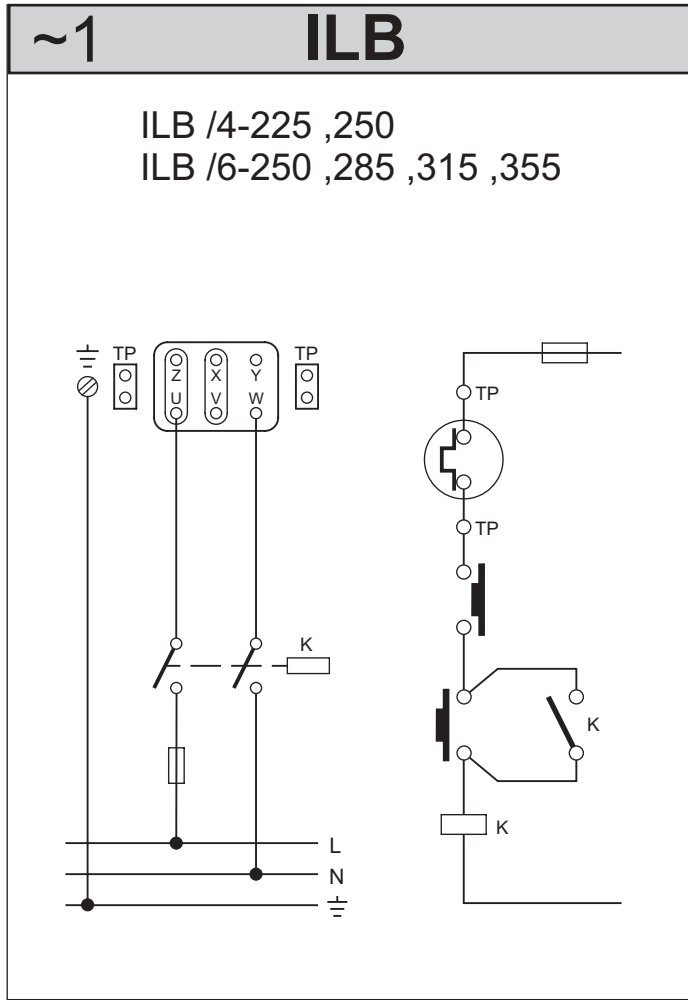
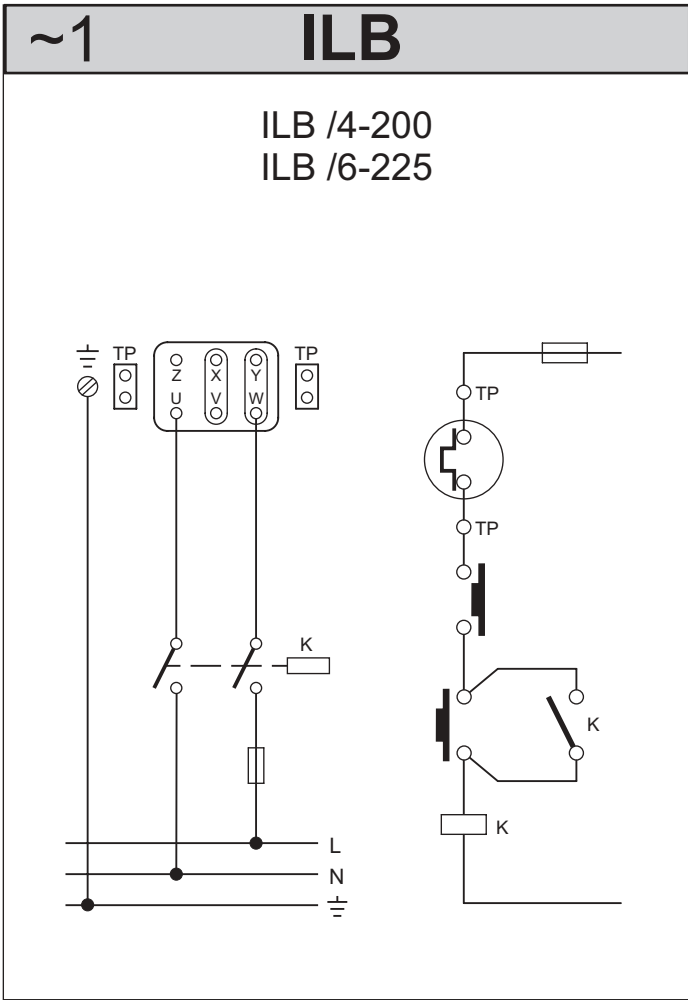
Kullanma Kilavuzu

РЪКОВОДСТВО ЗА ИЗПОЛЗВАНЕ

Instructiuni de Utilizare

安装手册 (工业用)





Instructions Manual

ENGLISH

Thank you for placing your confidence in S&P by buying this product. It has been manufactured following current technical safety regulations and in compliance with EC standard.

Please read this instructions booklet carefully before installing or starting up the product. It contains important information on personal and user safety measures to be followed while installing, using and carrying out maintenance work on the equipment. Once the product has been installed, please hand in this booklet to the end user.

Check that the apparatus is in perfect condition while unpacking. Any fault or damage caused in origin is covered by the S&P guarantee. Please make sure that the apparatus coincides with the product you have ordered and that the details on the characteristics plate fulfil your necessities.

Transport and manipulation.

- The packaging used for this apparatus has been designed to support normal transporting conditions. The apparatus must always be transported in its original packaging as not doing so could deform or damage the product.
- The product should be stored in a dry place in its original packaging, protected from dust and dirt until it is installed in its final location. Do not accept delivery if the apparatus is not in its original packaging or shows clear signs of having been manipulated in any way.
- Do not place heavy weights on the packed product and avoid knocking or dropping it.
- When manipulating heavy products, adequate elevating machinery should be used to avoid harming people or damaging the product itself.
- Never lift a product by pulling it by the wires or terminal casing. Likewise, no pressure should be applied on the propeller, turbine or safety grid while manipulating the product.

Important information for the safety of installers and users.

- Installation must only be carried out by qualified persons.
- Make sure that the installation complies with each country's current mechanical and electrical norms.
- Once ready to use, the apparatus must fulfil the following standards:
 - Standard for Low Pressure Instalments 73/23 CEE
 - Machinery Standard 98/37CE
 - Standard for Electromagnetic Compatibility 89/336CEE
- Ventilators installed in high risk areas that are accessible to users must be adequately protected in order to comply with the Standards. The necessary protective devices can be found in the accessories section of the general S&P catalogue.
- Any area in or around a machine, where the presence of people can cause situations of danger for their safety or health, can be considered a high risk area.
- Ventilators, or apparatus that include them, have been designed to move the air in the area stipulated on their characteristics plate.
- This apparatus must not be used in explosive or corrosive atmospheres.
- If a machine is needed for working in the previously stated conditions, consult the S&P Technical Service.
- If the apparatus is going to be used in atmospheres with over 95% relative humidity, consult the S&P Technical Service first.
- If a ventilator is going to be installed to extract air from premises where a boiler or other combustion apparatus are installed, make sure that the building has sufficient air intakes to assure adequate combustion.

Safety during installation.

- Make sure there are no loose elements near the ventilator, as they could run the risk of being sucked up by it. If it is going to be installed in a duct, check that it is clean of any element that could be sucked up by the ventilator.
- When installing an apparatus, make sure that all the fittings are in place and that the structure which supports it is resistant enough to bear its weight at full functioning power.
- Before manipulating the apparatus, make sure the mains supply is disconnected, even if the machine is switched off.
- Check that the mains supply voltage and frequency values coincide with the stipulations on the characteristics plate.
- Please follow the connections diagram for the electrical connections.
- If an earth connection is necessary, check that it is correctly connected and that adequate thermal and overloading protection has been connected and adjusted to the corresponding limits.

- If a ventilator is installed in a duct, the duct must be exclusively for the ventilation system.

Starting up.

Before starting up the machine, make sure that:

- The apparatus is well secured and the electrical connections have been carried out correctly.
- The safety devices have been adequately connected.
- No loose material or fitting remains can be sucked up by the ventilator. If the ventilator has been mounted in a duct, make sure it is clear of loose material.
- The earth fittings are adequately connected.
- The electrical safety devices are correctly connected, adequately adjusted and ready for use.
- The wire and electrical connections inputs are correctly sealed and water-tight.

When starting up the machine, make sure that:

- The propeller turns in the correct direction.
- There are no abnormal vibrations.
- If any of the electrical safety devices blow, the apparatus must be quickly disconnected from the mains supply. The whole installation should be carefully checked before trying to start up the machine again.

Maintenance.

- Before manipulating the ventilator, make sure it is disconnected from the mains supply even if it has previously been switched off. Prevent the possibility of anyone else connecting it while it is being manipulated.
- The apparatus must be regularly inspected. These inspections should be carried out bearing in mind the machine's working conditions, in order to avoid dirt or dust accumulating on the propeller, turbine, motor or grids. This could be dangerous and perceptibly shorten the working life of the ventilator unit.
- While cleaning, great care should be taken not to unbalance the propeller or turbine.
- All maintenance and repair work should be carried out in strict compliance with each country's current safety regulations.

Recycling.

- EEC Standards, together with the responsibility we should assume with future generations in mind, oblige us to recycle all the materials we can. Therefore, please deposit all left-over material and packaging in their corresponding recycling containers and hand in the replaced machines to the nearest handler of this type of waste product.

If you have any queries about S&P products, please contact our after-sales service in Spain, or your local S&P dealer in any other country. If in doubt, please visit our Web-Page at www.solerpalau.com



Soler & Palau

Pol. Industrial Llevant
c/ Llevant, 4
08150 Paret del Vallès (Barcelona)
ESPAÑA
Tel. 93 571 93 00
Fax.93 571 93 01
Tel. int. + 34 93 571 93 00
Fax int. + 34 93 571 93 11
<http://www.solerpalau.com>



Ref. 9023006700