
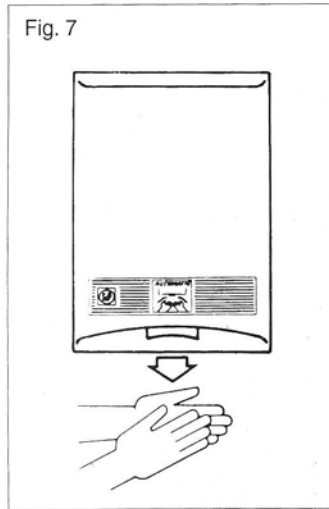
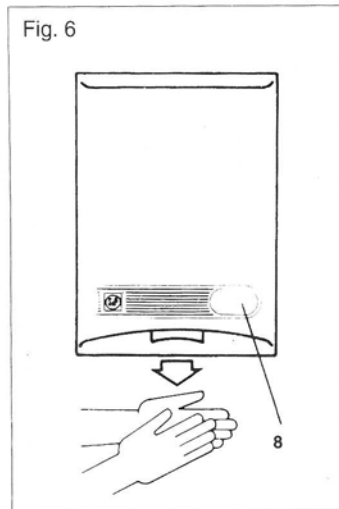
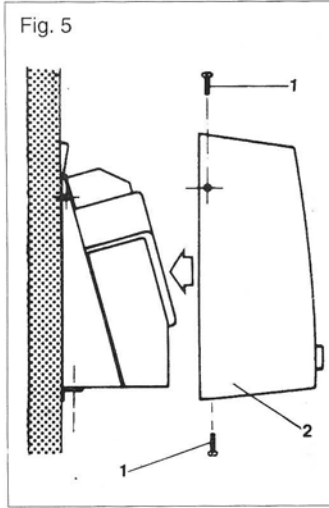
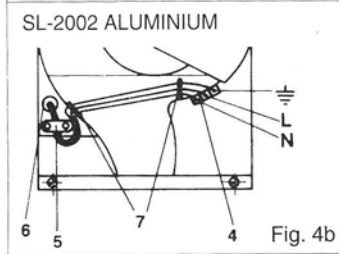
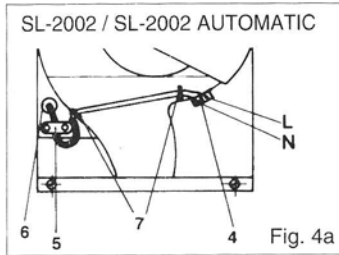


**SL-2002 / SL-2002 Automatic
SL-2002 Aluminium**





ENGLISH

Hand-dryers serie SL-2002

The hand-dryers of the SL serie have been made under strict manufacturing and quality control norms like ISO 9001. All the components have been verified and all the appliances have been controlled at the end of the assembly. We recommend to check the following points when receiving the appliance:

- 1- An adequate performance
- 2- That the specifications on the characteristics plate are those that you need: voltage, frequency...

The installation must be done following the norms of each country.

Over normal installation conditions, the hand-dryers are completely splash-proofed.

The motor and the resistances are protected by a self resetting thermal protection. Moreover, are provided with a security fuse on the resistance.

Installation

Remove the 4 fixing screws (1) of the housing (2) as shown on fig.1.

Make 4 holes on the wall following the mesures shown on fig.2.

When installing the SL-2002 AUTOMATIC and SL-2002 ALUMINIUM, a space of 35 cm. must be left at the bottom of the appliance without any object

because the appliance could start to run automatically.

Then place again the fixing screws (3) as shown on fig.3.

Once the electrical connection has been made, proceed to mount the appliance, holding the housing (2) as shown on fig.5.

Electrical connection (figs.4a y 4b)

The hand-dryers of the SL serie are single-phase appliances and must work with the tension and frequency shown on the characteristics plate.

On the electrical connection, there must be an omnipole switch with a minimum space of 3 mm between contacts.

If the appliance is wall mounted, the cable can be introduced by its back side and, in case of having a surface cable installation, either by the sides or by the top. In this case, a hole must be made on the edge of the housing, in one of the flanges provided for it..

A cable gland which fits perfectly the cable (or tube) with the housing and which protects the cable from the edges must be placed to avoid the entrance of water by this hole.

SL-2002 and SL-2002 Automatic

The SL-2002 and SL-2002 Automatic are class II (double protection against electrical shock) and, thus, they do not need a ground connection..

Connect the appliance to the main power supply through the piece (4) as shown on fig.4a. The cable must be inserted by the hole (6), holding it with the cable gland (5) and the pins (7).

SL-2002 Aluminium

This appliance must be ground connected.

Connect the appliance to the main power supply and the ground connection through the piece (4) as shown on fig.4b. The cable must be introduced by the hole (6), holding it with the cable gland (5) and the pins (7).

Performance

SL-2002 (fig.6)

The appliance is switched on by means of a push button (8). Then, place the hands below the hot air stream. It is provided with a 45 seconds duration timer.

SL-2002 Automatic and SL-2002 Aluminium (fig.7)

When placing the hands below the hot air stream, the appliance starts to run automatically. If the hands are retired, the appliance stops.

Those hand-dryers are provided with a security system to avoid a continuous run if an object is placed below the appliance. In this case, after two minutes of continuous working, the appliance stops automatically. To use the hand-

dryer again, retire the object and wait 15 seconds.

Apart from those characteristics, the SL-2002 Aluminium is provided with a die-cast aluminium housing specially designed against vandalic acts.

Maintenance

Unplug the appliance before carrying out any maintenance work on the hand-dryers. Clean the inlet and outlet grilles periodically.

Technical Assistance

The extensive S&P Official Services, guarantees a suitable technical assistance. In case of failure of the appliance, please contact to any of the mentioned Services. Any manipulation carried out by other people than S&P Official Services will lead to the cancellation of the guarantee.

S&P reserves the right to alter those instructions without notice.